

ASQ VIRGINIA SECTION 0511

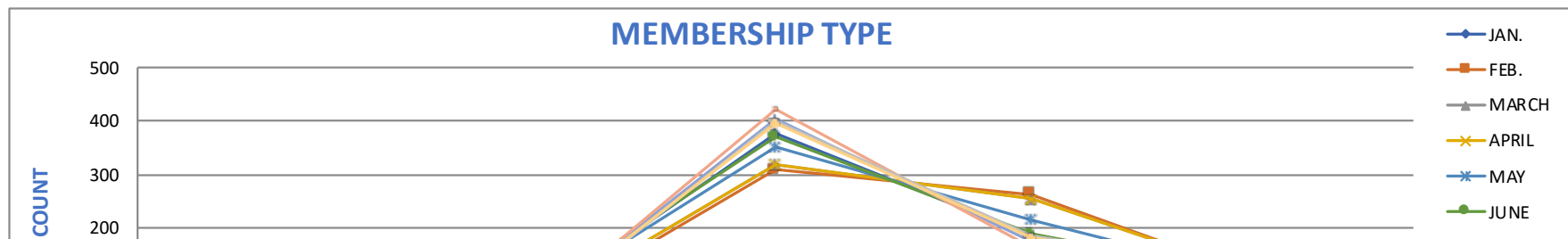
MEMBERSHIP ANALYSIS - OCTOBER, 2018.

S. / NO.	CATEGORY	JAN.	FEB.	MARCH	APRIL	MAY	JUNE	JULY	AUG.	SEPT.	OCT.
1	NEW MEMBERS	21	20	20	20	17	11	22	13	21	22
2	RENEWED MEMBERSHIPS	46	31	37	37	52	57	29	24	20	26
3	CONTINUING	377	310	319	319	352	371	404	422	400	396
4	PROFORMA	186	264	255	255	216	189	176	166	185	183
5	UNPAID	88	94	96	96	96	98	109	109	112	110
TOTAL		718	719	727	727	733	726	740	734	738	737

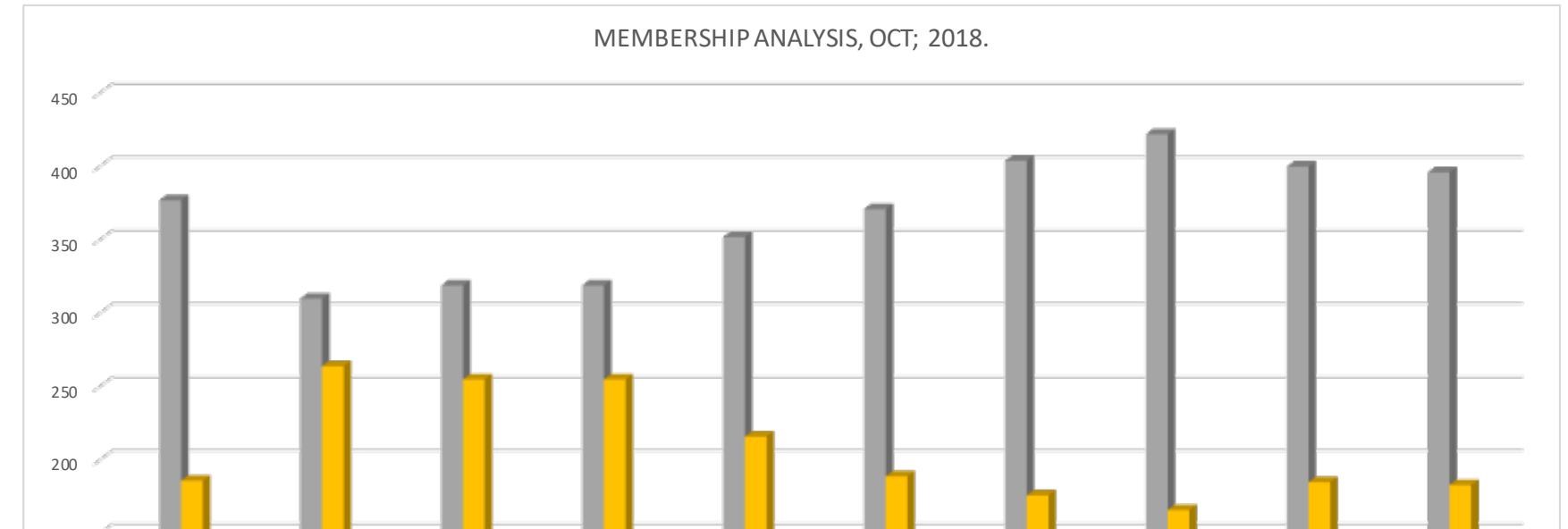
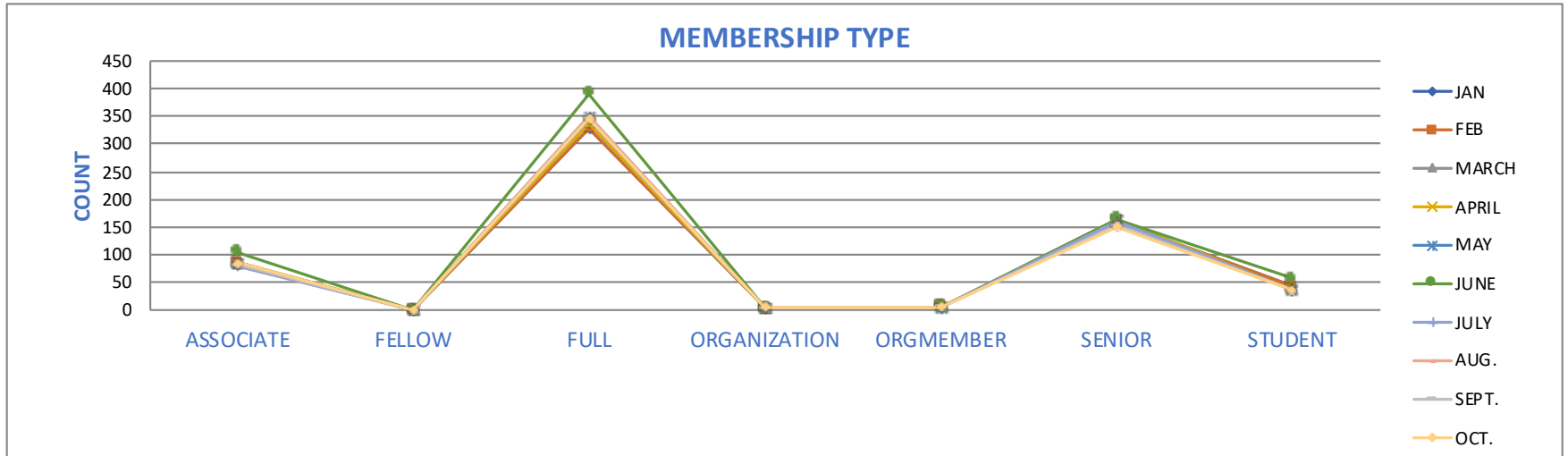

S. / NO.	MEMBERSHIP TYPE	JAN	FEB	MARCH	APRIL	MAY	JUNE	JULY	AUG.	SEPT.	OCT.
1	ASSOCIATE	85	85	85	85	83	105	80	83	81	85
2	FELLOW	0	0	0	0	0	0	0	0	0	0
3	FULL	328	328	337	337	350	390	344	350	346	346
4	ORGANIZATION	4	4	4	4	4	4	4	4	4	5
5	ORGMEMBER	6	6	5	5	4	6	4	5	5	5
6	SENIOR	159	159	162	162	161	164	160	154	153	150
7	STUDENT	43	43	38	38	35	57	36	35	36	36
TOTAL		625	625	631	631	637	726	628	631	625	627

NOTE: - MEMBERS JOIN IN LAST 12 MONTHS 218
 RENEWED MEMBERSHIP LAST 12 MONTHS 418
 MEMBERSHIP STRENGTH IN LAST 12 MONTHS 619
 GROWTH 1.29%

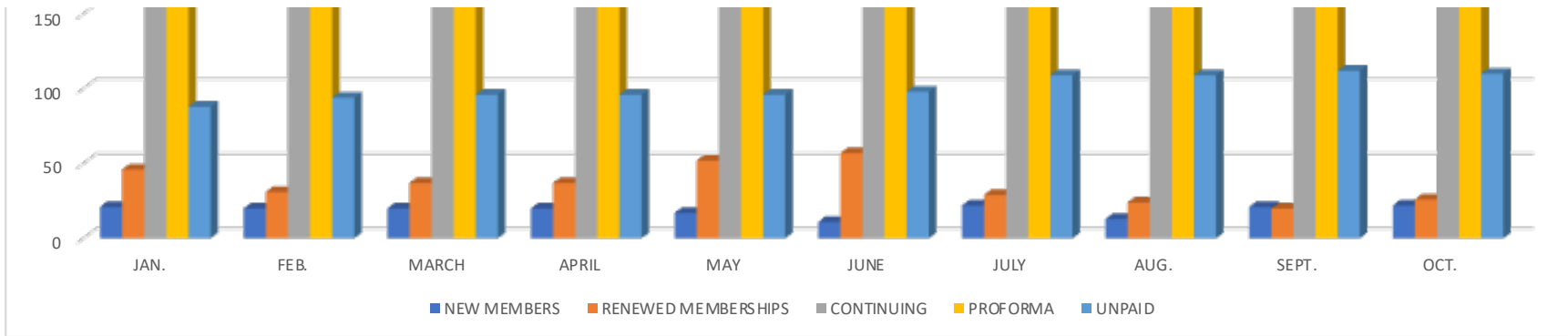
MEMBERSHIP ANALYSIS CHART



ASQ VIRGINIA SECTION 0511



ASQ VIRGINIA SECTION 0511



Section Monthly Growth and Retention -October 2018 End of Month

SecNum	Section Name	Member Type	Current Count	New Count	Renew Count	12 Month Prior Count	Growth %	Retention %
511	Northern Virginia Section	ASSOCIATE	85	39	44	96	-11.46%	47.92%
511	Northern Virginia Section	FULL	346	148	204	302	14.57%	65.56%
511	Northern Virginia Section	ORGANIZATION	5	2	4	3	66.67%	100.00%
511	Northern Virginia Section	ORGMEMBER	5	1	4	7	-28.57%	57.14%
511	Northern Virginia Section	SENIOR	150	4	148	161	-6.83%	90.68%
511	Northern Virginia Section	STUDENT	36	24	14	50	-28.00%	24.00%
511	Northern Virginia Section	TOTAL	627	218	418	619	1.29%	66.07%

UNPAID MEMBERS ANALYSIS, 2018

ANALYSIS BY STATE

S. NO.	STATE	JAN	FEB	MARCH	APRIL	MAY	JUNE	JULY	AUG	SEPT.	OCT.	NOV.	DEC.
1	CA	1	0	1	1	1	1	1	1	0	1		
2	DC	1	2	2	2	1	1	1	1	1	2		
3	GA	0	0	0	0	0	0	1	1	1	1		
4	WI	0	0	0	0	0	0	1	0	0	0		
5	MI	1	1	1	1	0	1	1	1	1	1		
6	MD	16	18	19	19	20	19	21	17	22	20		
7	DE	0	1	1	1	0	0	0	0	0	0		
8	MA	0	0	0	0	0	0	1	1	1	1		
9	SC	0	0	0	0	1	2	2	2	2	1		
10	WA	0	0	0	0	0	0	0	0	0	1		
11	NC	0	0	0	0	0	0	0	1	1	1		
12	NO ADDY	3	3	2	2	1	1	3	2	2	2		
13	VA	63	67	68	68	71	73	77	82	81	79		
TOTAL		85	92	94	94	95	98	109	109	112	110		

ANALYSIS BY CITY

S. NO.	STATE	CITY	JAN	FEB	MARCH	APRIL	MAY	JUNE	JULY	AUG	SEPT.	OCT.	NOV.	DEC.
1	CA	Fremont	1	0	0	0	0	0	0	0	0			
		San Bruno	0	0	1	1	1	1	1	1	1	0		
2	DC	Washington	1	2	2	2	1	1	1	1	1			
3	FL	Panama City Beach	1	1	1	1	0	0	0	0	0			
		Tampa	1	0	0	0	0	0	0	0	0			
4	WI	Milwaukee	0	0	0	0	0	0	1	0	0			
5	MD	Linthicum	0	0	0	0	0	0	1	0	0			
		Clarksburg	3	3	3	3	3	1	2	3	3			
		Frederick	2	1	1	1	1	0	0	0	2			
		Gaithersburg	1	2	2	2	2	2	2	1	1			
		Rockville	8	5	7	7	5	7	6	5	6			
		Silver Spring	1	1	0	0	1	1	2	2	2			
		Boyd's	0	1	1	1	1	1	1	0	0			
		Baltimore	0	1	1	1	1	0	0	0	0			
		Middletown	0	1	1	1	1	0	0	0	0			
		Fulton	0	1	1	1	1	1	1	0	0			
		North Potomac	0	0	0	0	0	0	0	0	1			
		North Bethesda	0	0	0	0	0	0	0	0	1			
		Gunpowder	0	0	0	0	1	1	1	1	1			
		Montgomery Village	0	0	0	0	1	1	1	1	1			
		Germantown	0	1	1	1	2	2	2	1	1			
Aspen Hill	0	0	0	0	0	0	0	0	1					
College Park	0	0	0	0	0	1	1	1	1					
Fort Washington	0	0	0	0	0	1	1	1	1					
6	MI	Grand Rapids	1	1	1	1	0	0	0	0	0			
		Manton	0	0	0	0	0	1	1	1	1			
7	MA	Dracut	0	0	0	0	0	0	1	1	1			
8	NJ	West Hempstead	0	0	1	1	0	0	0	2				
		Willingboro	0	1	0	0	0	0	0	0				
		Alexandria	6	7	5	5	3	3	3	6	5			
		Arlington	4	4	4	4	9	13	12	11	10			
		Ashburn	4	4	4	4	4	3	1	1	5			
		Bristow	1	0	2	2	4	4	4	4	3			
		Broadlands	1	1	1	1	0	0	0	0	1			
		Burke	1	2	1	1	0	3	3	4	4			
		Catharpin	0	0	1	1	1	1	1	0				
		Centreville	5	5	5	5	4	3	5	5	4			
		Chantilly	3	3	2	2	2	4	3	4	4			
		Fairfax	5	5	3	3	2	1	2	3	4			
		Falls Church	0	1	1	1	4	3	3	4	5			
Fredericksburg	3	4	5	5	5	5	5	4	5	4				

9

VA

Gainesville	1	1	1	1	1	0	0	0				
Herndon	2	1	1	1	2	1	2	2	2			
Leesburg	3	3	4	4	2	1	2	1				
Dumfries	0	0	0	0	0	0	1	1				
Manassas	1	1	1	1	1	1	1	1	1			
Mc Lean	3	2	3	3	3	3	4	4	3			
Reston	1	1	3	3	4	4	4	4	2			
Roanoke	0	0	1	1	1	1	0	0				
Marshall	0	0	0	0	0	0	1	1	1			
Glen Allen	0	0	0	0	0	0	1	1	1			
Springfield	3	3	2	2	1	0	0	1	2			
Stafford	2	3	3	3	1	3	3	4	1			
Sterling	1	1	1	1	2	3	3	1	4			
Stone Ridge	0	0	1	1	1	1	1	5				
Vienna	2	2	3	3	3	4	4	0	4			
Williamsburg	1	2	1	1	1	1	1	3				
Woodbridge	7	7	7	7	7	4	5	1	4			
Lansdowne	0	0	0	0	1	1	1	1	1			
Oak Hill	0	0	0	0	1	1	1	1	1			

		Dulles	0	0	0	0	1	1	1	2	2		
		Fairfax Station	0	0	0	0	0	0	0	0	1		
		Haymarket	0	0	0	0	0	0	0	0	1		
		Purcellville	0	0	0	0	0	0	0	0	1		
10	NC	Raleigh	0	0	0	0	0	0	0	0	1		
11	SC	Greer	0	0	0	0	0	1	1	1	1		
		Myrtle Beach	0	0	0	0	1	1	1	1	1		
12	GA	Savannah	0	0	0	0	0	0	1	1	1		

ANALYSIS BY YEAR JOINED UNIT

S. NO.	YEAR JOINED UNIT	JAN	FEB	MARCH	APRIL	MAY	JUNE	JULY	AUG.	SEPT.	OCT.	NOV.	DEC.
1	2006	6	4	3	3	2	0	0	1	2	4		
2	2007	1	1	2	2	3	3	11	9	9	8		
3	2008	1	1	1	1	1	1	2	2	2	1		
4	2009	0	0	0	0	0	0	0	1	0	1		
5	2010	2	3	3	3	1	0	0	0	1	1		
6	2011	2	3	2	2	2	2	0	0	0	1		
7	2012	3	5	5	5	3	1	1	0	0	0		
8	2013	2	2	2	2	1	1	1	2	2	2		
9	2014	4	5	5	5	3	3	5	3	2	4		
10	2015	4	6	4	4	5	5	5	6	7	5		
11	2016	63	50	43	43	26	20	16	18	19	18		
12	2017	0	14	26	26	49	62	68	67	68	65		
TOTAL		88	94	96	96	96	98	109	109	112	110		

ANALYSIS BY CERTIFICATION STATUS

CATEGORY	APRIL	MAY	JUNE	JULY	AUG.	SEPT.	OCT.
CURRENTLY CERTIFIED		25	24	40	28	38	21
RECERTIFICATION NOT APPLICABLE		9	6	14	13	9	2
CERTIFICATION LAPSED / NO CERTIFICATION		62	68	55	68	65	87
TOTAL	96	96	98	109	109	112	110

CURRENTLY CERTIFIED	
CSSBB	8
CSQE	1
CQA	7
CQE	2
CMQ	2

CBA	0
CSSGB	2
CQIA	0
CQPA	0
CRE	2

SUBGROUP_MAST_CUST=9900511		LEVEL2=511										
LEVEL3	ship_master_customer_id	LAST_NAME	FIRST_NAME	ORDER_TYPE	MBR_TYPE	ORDER_NO	txn_date	ACTUAL_TOTAL_AMOUNT	BEGIN_DATE	END_DATE	ALLOTMENT	
BENEFIT	163520	Marlowe	David	STD	FULL	7001335773	00:00.0	0	00:00.0	00:00.0	18.25	
BENEFIT	63239429	Bumpus	Margot	STD	FULL	7001367808	00:00.0	0	00:00.0	00:00.0	18.25	
BENEFIT	63379059	Kaiden	Susan	STD	FULL	7001433656	00:00.0	0	00:00.0	00:00.0	18.25	
BENEFIT	63395590	Ayers	Rachel	STD	FULL	7001410194	00:00.0	0	00:00.0	00:00.0	18.25	
BENEFIT	63420390	White	Timothy	STD	FULL	7001370315	00:00.0	0	00:00.0	00:00.0	18.25	
BENEFIT	63457876	Gilbert	Sandra	STD	FULL	7001431674	00:00.0	0	00:00.0	00:00.0	18.25	
BENEFIT	63540046	Wilkes	John	STD	FULL	7001393723	00:00.0	0	00:00.0	00:00.0	18.25	
BENEFIT	63653128	Riemer	Jeffrey	STD	FULL	7001407057	00:00.0	0	00:00.0	00:00.0	18.25	
BENEFIT	63702619	Meyers	Richard	STD	FULL	7001407120	00:00.0	0	00:00.0	00:00.0	18.25	
BENEFIT	63709382	Ingalls	Anthony	STD	FULL	7001426760	00:00.0	0	00:00.0	00:00.0	18.25	
BENEFIT	63990568	Hejna	Kristine	STD	FULL	7001368477	00:00.0	0	00:00.0	00:00.0	18.25	
BENEFIT	64031168	McCullough	Thomas	STD	FULL	7001325574	00:00.0	0	00:00.0	00:00.0	18.25	
BENEFIT	64223130	Kochli	George	STD	FULL	7001430507	00:00.0	0	00:00.0	00:00.0	18.25	
BENEFIT	65096704	Bowman	Cathy	STD	FULL	7001282186	00:00.0	0	00:00.0	00:00.0	18.25	
BENEFIT	65218284	Schnack	Lauren	STD	FULL	7001369063	00:00.0	0	00:00.0	00:00.0	18.25	
BENEFIT	65267670	Babiarz	Bill	STD	FULL	7001357343	00:00.0	0	00:00.0	00:00.0	18.25	
BENEFIT	65316546	Weatherhead	Kelly	STD	FULL	7001409161	00:00.0	0	00:00.0	00:00.0	18.25	
BENEFIT	65349465	Edge	Steven	STD	FULL	7001427472	00:00.0	0	00:00.0	00:00.0	18.25	
BENEFIT	65359435	Smith	Hugh	STD	FULL	7001434662	00:00.0	0	00:00.0	00:00.0	18.25	
BENEFIT	65428254	Rapuano	Kenneth	STD	FULL	7001370033	00:00.0	0	00:00.0	00:00.0	18.25	
BENEFIT	65452243	Johnson	Jean	STD	FULL	7001431413	00:00.0	0	00:00.0	00:00.0	18.25	

BENEFIT	65543807	Jamil	Farhana	STD	FULL	7001370222	00:00.0	0	00:00.0	00:00.0	18.25
BENEFIT	65557662	Ankrum	Michael	STD	FULL	7001393914	00:00.0	0	00:00.0	00:00.0	18.25
BENEFIT	65642245	Sanderson	Jason	STD	FULL	7001372340	00:00.0	0	00:00.0	00:00.0	18.25
BENEFIT	65690339	KADDU	GABRIEL	STD	FULL	7001425726	00:00.0	0	00:00.0	00:00.0	18.25
BENEFIT	65715721	Kunik	Jason	STD	FULL	7001430939	00:00.0	0	00:00.0	00:00.0	18.25
BENEFIT	65734983	Scarlett	Brett	STD	FULL	7001428787	00:00.0	0	00:00.0	00:00.0	18.25
BENEFIT	65739019	Westover	Joseph	STD	FULL	7001432023	00:00.0	0	00:00.0	00:00.0	18.25
BENEFIT	65739531	Manning	Charles	STD	FULL	7001432383	00:00.0	0	00:00.0	00:00.0	18.25
BENEFIT	65741730	Culp	Bonnie	STD	FULL	7001434114	00:00.0	0	00:00.0	00:00.0	18.25
BENEFIT	65742493	Dessecker	Stacey	STD	FULL	7001434673	00:00.0	0	00:00.0	00:00.0	18.25
BENEFIT	65742623	Greygor	Brandi	STD	FULL	7001435144	00:00.0	0	00:00.0	00:00.0	18.25
BENEFIT	1389750	Defense Contract Managem		STD	ORGANIZAT	7001353108	00:00.0	0	00:00.0	00:00.0	18.25
BENEFIT	63353633	Rodgers	Michael	STD	SENIOR	7001392304	00:00.0	0	00:00.0	00:00.0	18.25
BENEFIT	63386640	Neuendorf	William	STD	SENIOR	7001429865	00:00.0	0	00:00.0	00:00.0	18.25
BENEFIT	63444354	Levesque	Pierre	STD	SENIOR	7001353584	00:00.0	0	00:00.0	00:00.0	18.25
BENEFIT	64234866	Naji	Abdellatif	STD	SENIOR	7001259546	00:00.0	0	00:00.0	00:00.0	18.25